


AABB Monthly Platelet & Group O Survey


Survey Report Navigation Instructions

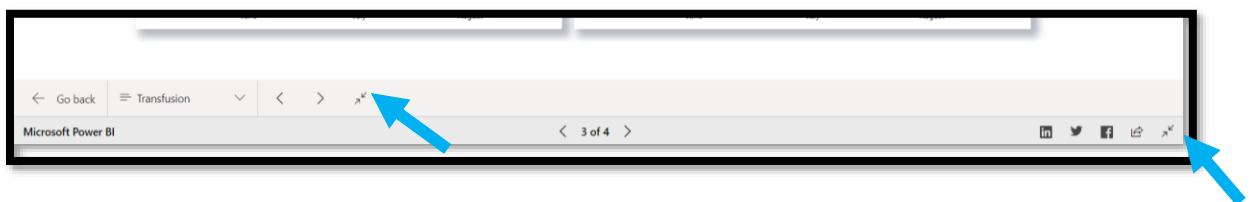
1. Page navigation:

The report has 7 pages: Page 1—Major Conclusions, Page 2—Methods & Limitations, Page 3—Collection, Page 4—14 Blood Centers Collection Data, Page 5—Transfusion, Page 6—Inventory Issues and Page 7—Low Yield Platelets. In the navigation bar, click the  button at the bottom to view different pages of the report.



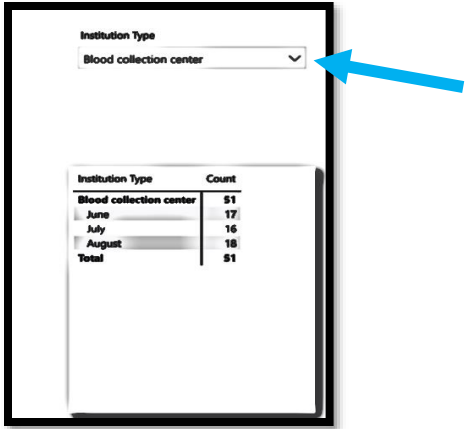
2. Full screen mode:

To view the report in full screen mode, press the  button in the navigation bar.

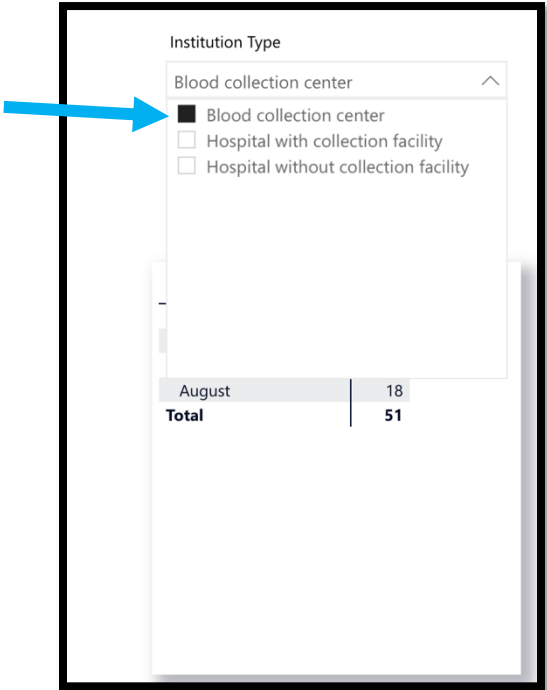


3. Data filter:

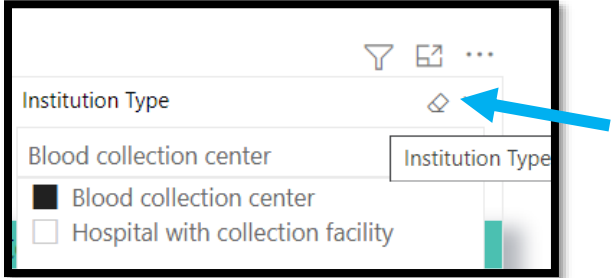
In the upper right-hand part of each page is a dropdown tool to select data fields to drill down. Click the arrowhead to select data fields.




Click the box to select data specific for that field.



To deselect data, click on the eraser icon that appears when you hover over the top of the data box, indicated by the blue arrow.



4. Focus mode:

To view each figure in full screen mode, turn on the focus mode using the  focus mode button that appears when user hovers at the upper right corner of each figure.

